

PSL

Portable air conditioner

Cooling capacity 2,6 ÷ 3,4 kW
 Heating capacity 2,3 ÷ 2,7 kW



- New R290 natural refrigerant gas.
- Reversible heat pump.
- Compact, manoeuvrable and silent.
- Modern design to blend with all furnishing styles.
- Special coil with fin blue coating.



DESCRIPTION

PSL portable air conditioner, ideal for heating, cooling, dehumidification or ventilation only both at home and at the office. Adapts to any kind of decor, thanks to its compact and elegant design; it is mounted on wheels and can be used in multiple rooms, and is easily transportable and installable. Equipped with a specific tank to collect the moisture removed from the environment during cooling, heating or dehumidification. The on-board control panel with display, allows to easily and precisely set the desired temperature set-points.

FEATURES



Operation

The cooled, heated and/or dehumidified air exits the front grille and directed vertically by movable louvers. The air to be treated is drawn through filters from the rear. The hot air is expelled through a hose that is attached by means of a special flange on the rear of the portable air conditioner unit. The air filters are easy to remove and wash.

Special blue fin coil

Unlike normal batteries, this special blue epoxy coating is able to protect the heat exchanger against rust and corrosion, in areas where the air has a high salt content.



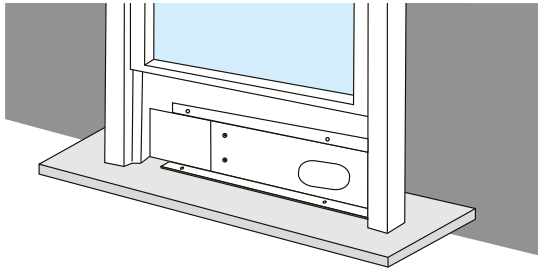
GENERAL FEATURES

- Remote control standard supply with each indoor unit.
- New R290 natural refrigerant gas.
- Operating mode: cooling, heating, dehumidification, automatic and fan only.
- Regenerable air filter easy to remove and clean.
- Particularly quiet operation.
- Timer for programming switch-off and switch-on.
- Indoor unit front panel with LED display and indicator lights.
- 3-speed fan, to meet every possible need.
- **Auto** function for a continuous speed variation.
- **Turbo** function to attain the desired temperature as quickly as possible.
- **Sleep** night time function well-being program.
- **iFeel** function for activating the ambient temperature probe inside the remote control, for improved comfort.
- Auto-restart function.

ACCESSORIES AS STANDARD

- Hot air expulsion hose with special joints and collectors.
- Condensate discharge hose, discharge tap and relative fixing accessories.
- Window kit and protection mesh to connect the hot air expulsion hose.
- Cap for the wall and connection for the hot air expulsion hose.
- Remote control.

WINDOW KIT



FLEXIBLE PIPE

		PSL350
Flexible pipe		
Minimum length	mm	270
Maximum length	mm	1500

PERFORMANCE SPECIFICATIONS

		PSL350
Nominal cooling performances		
Cooling capacity (1)	kW	3,40
EER (2)	W/W	2,60
Seasonal efficiency		
Efficiency energy class (3)		A
Nominal heating performances		
Heating capacity (4)	kW	2,70
COP (2)	W/W	2,80
Seasonal efficiency (temperate climate)		
Efficiency energy class (3)		A+

(1) Cooling (EN 14511 and EN 14825) ambient air temperature 27 °C d.b. / 19 °C w.b.; outside air temperature 35 °C; turbo speed; length of refrigerant lines 5 m.

(2) EER/COP in accordance with the Standard (EN 14511), only declared for the purposes of the tax deductions in force at the time of this publication.

(3) Data in accordance with Delegated Regulation (EU) No. 626/2011.

(4) Heating (EN 14511 and EN 14825) ambient air temperature 20 °C d.b.; outside air temperature 7 °C d.b. / 6 °C w.b.; turbo speed; length of refrigerant lines 5 m.

GENERAL DATA

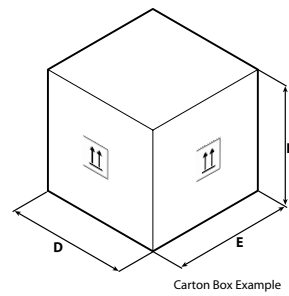

		PSL350
Electric data		
Rated power input (1)	kW	1,50
Rated current input (1)	A	8,0
Fan		
Type	type	Centrifugal on/off
Air flow rate		
Maximum	m ³ /h	390
Average	m ³ /h	360
Minimum	m ³ /h	330
Sound power		
Maximum	dB(A)	64,0
Average	dB(A)	63,5
Minimum	dB(A)	63,0
Sound pressure (2)		
Maximum	dB(A)	35,0
Average	dB(A)	33,0
Minimum	dB(A)	31,0
Compressor		
Type	type	Rotary on/off
Number	no.	1
Refrigerant	type	R290
Refrigerant charge (3)	kg	0,2
Power supply cable		
Type of power supply cable	Type	3G1,0 mm ² /L= 2,85 m/Schuko plug
Power supply		
Power supply		220-240V ~ 50Hz
Indoor unit		
Condensate discharge diameter	mm	13,5

(1) The rated power input (rated current input) is the maximum input electrical power (maximum current input) from the system, in accordance with the Standards EN 60335-1 and EN 60335-2-40.

(2) Sound pressure measured in semi anechoic chamber at a distance of 1,5 m from the source.

(3) The load indicated in the table is an estimated and preliminary value. The final value of the refrigerant load is indicated on the unit's technical label. For further information contact the office.

DIMENSIONS AND WEIGHTS



PSL350		
Dimensions and weights		
A	mm	476
B	mm	385
C	mm	710
D	mm	545
E	mm	435
F	mm	885
Net weight	kg	34,0
Weight for transport	kg	39,0

Aermec reserves the right to make any modifications deemed necessary.
All data is subject to change without notice. Aermec does not assume
responsibility or liability for errors or omissions.

Aermec S.p.A.
Via Roma, 996 - 37040 Bevilacqua (VR) - Italia
Tel. 0442633111 - Telefax 044293577
www.aermec.com